



# YOUR ROAD MAP TO MOVE-IN FOR THE FALL

## BEFORE



**1. Meningitis Vaccine**  
Pennsylvania State law requires all college students to receive information about meningitis/meningococcal disease and the vaccine, and either to receive the vaccine before coming to college, or sign a waiver. If you don't receive the vaccine or sign the waiver, you won't be permitted to access your housing assignment on Move-In Day.



**2. Contact your roommates**  
Get to know one another and make plans for what to bring to campus and how you want to coordinate living with new people in a new space.

### 3. Packing List

We've posted a list to our Facebook ([/templeuniversityhousing](#)) and Twitter ([@templehousing](#)) to give you ideas for what to bring to campus.

**4. Move-In Schedule**  
Make sure you know what day and time to arrive! You'll receive a specific move-in day and time.



### 5. Move-In Details

Where do I park my car and unload my belongings? How do I access the internet or get my mail? You can find answers to these questions on [housing.temple.edu](#) or check the Move-In Guide that is sent out in July.



## DURING



### 6. Unload your vehicle

Pull over in front of the white tents by your residence hall. After you've unloaded your vehicle, University staff will direct you where to park your car.

### 7. Move your belongings

Use our hand trucks or carts, valid ID is required to check these out and there is a limited supply.



**11. Buy your textbooks**



**10. Set up and decorate your room**



**9. Connect to the internet and sign up for TUALerts**



**8. Check-In**  
Go to the table to get your room keys and mailbox key (or combination code).




**12. If needed, get a parking permit**



**13. Attend your first floor meeting**

## AFTER



**14. Join Welcome Week activities**

