

UNIVERSITY HOUSING AT TEMPLE

ESSENTIALS FOR LIVING ON CAMPUS



MOVE-IN GUIDE

University Housing & Residential Life

housing.temple.edu

Move-in Date & Time
What to Expect on Move-in Day
Campus Map

 Temple
University
University Housing
and Residential Life

welcome to
**TEMPLE
UNIVERSITY**

TABLE OF CONTENTS

03 WELCOME TO TEMPLE

04 SETTING UP YOUR OWLCARD

06 MOVE-IN WEBSITE

08 BEFORE YOU ARRIVE

09 YOUR MOVE-IN DATE & TIME

10 IMPORTANT HOUSING DATES

11 MOVE-IN DAY

12 MAIN CAMPUS MOVE-IN MAP

14 DINING OPTIONS

16 YOUR NEW HOME

20 INFORMATION TECHNOLOGY

23 CAMPUS SAFETY

24 WEEKS OF WELCOME



WELCOME TO TEMPLE UNIVERSITY

As a student at Temple, you are now a member of a dynamic community that has empowered generations of leaders, scientists, artists and professionals to take charge and make change in the world. Students like you from across the U.S. and more than 100 other nations make Temple's on-campus housing a vibrant, diverse community.

More than just your home here at Temple, your residence hall is your power center, your place for rest and your base for exploring Philadelphia and beyond.

Residential Life utilizes a residential curricular approach to cultivate responsible community members by developing inclusive living and learning environments. Through this framework, a defined set of learning goals and outcomes guide the creation of initiatives which allow the team to create a residential experiences for students focused on the established Educational Priority: "As a result of living on campus at Temple University, residents will responsibly impact communities."

Moving into a residence hall—whether you're new to college, new to Temple or new to the hall—can be unpredictable.

To make the transition easier, the University Housing and Residential Life staff has developed this guide to help answer your questions even before you pack your bags.

This Fall 2023 Move-in Guide details specific move-in days, parking services, directions and other important information.



IMMUNIZATIONS REQUIRED FOR ALL FULL TIME TEMPLE STUDENTS

Pennsylvania state law requires all college students to receive information about meningitis/meningococcal disease and the vaccine, and to either receive the vaccine before coming to college or sign a waiver.

To access Student Health Services, go to studenthealth.temple.edu and click "Log In to Patient Health Portal"

○ THIS MUST BE COMPLETE TO CHECK-IN TO YOUR RESIDENCE HALL

MENINGOCOCCAL (MENINGITIS)

The required vaccine is MPSV4= The brand name is Menomune or MCV4= The brand names are Menactra, Menveo or MenHibrix.

MEASLES, MUMPS, RUBELLA (MMR)

All newly enrolled or re-enrolled students born after 1956 are required to show proof of two vaccinations for Measles, Mumps and Rubella. Positive Laboratory titer results are acceptable if proof of vaccination is not provided.

TETANUS/DIPHTHERIA/PERTUSSIS (TDAP)

All newly enrolled or re-enrolled students should have received TDAP within 10 years or TDAP older than 10 years and Diptheria Tetanus (DT) within 10 years.

VARICELLA (CHICKEN POX)

All newly enrolled or re-enrolled students are required to receive two doses of chicken pox vaccine. Positive Laboratory titer results are acceptable if proof of vaccination is not provided.

- **GET VACCINATED OR SIGN WAIVER OF ACKNOWLEDGMENT.**

YOUR DIGITAL OWLCARD


Setting Up Your Digital OWLcard Before Arriving To Campus

Temple University utilizes a mobile ID card for all of your activity on campus.

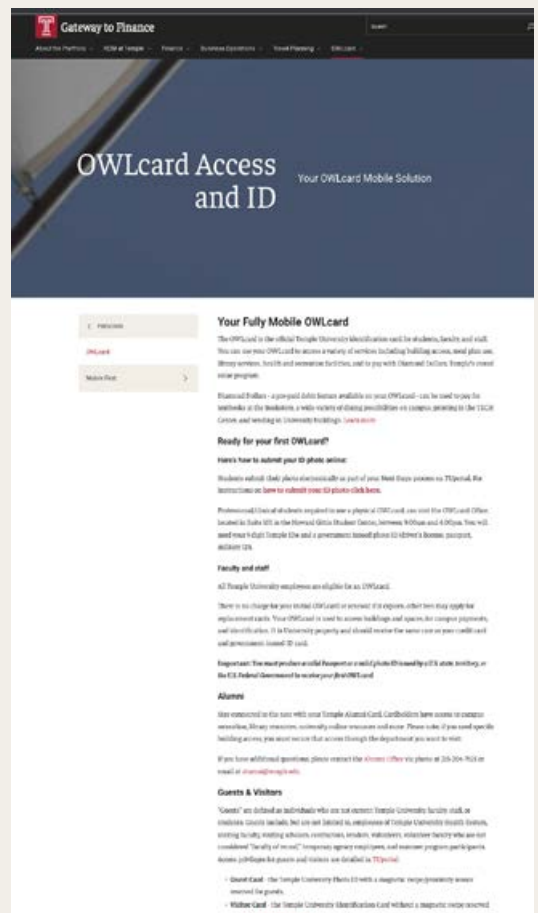
You can follow step by step instructions on phone settings to ensure your success.

You can then use your mobile device on Main, Ambler or HSC campuses for building access (including residence hall front doors), meal plans, Diamond Dollars, Recreation Services and Printing.

Click on the attached link for a brief video about OWLcard Mobile: <https://youtu.be/HhqagGv5Nu8>



YOUR DIGITAL OWLCARD



OWLcard Mobile Checklist has more information at:

finance.temple.edu/owlcard/mobile-first/mobile-checklist

Visit the OWLcard Mobile website at <https://finance.temple.edu/owlcard/> for instructions for loading your OWLcard onto your Apple iPhone or Watch or your Android device.

New Students






If you elect to have a physical vanity OWLcard in addition to OWLcard Mobile, the fee is \$50. The OWLcard Office is located in Suite 101, of the Howard Gittis Student Center.

move-in section of **UNIVERSITY HOUSING AND RESIDENTIAL LIFE WEBSITE**

Fall and Spring Move-in Microsite on housing.temple.edu

The University Housing and Residential Life website includes a special “micro-site” included on the main housing website dedicated specifically for information and resources related to fall and spring move-in. We know that you have a lot of questions and we created this one-stop section to ensure that we included everything we think you need to know in one section so it’s easy to find. We want to limit the stress and anxiety during this process and hope this resource helps you to navigate successfully through the move-in process.

The fall and spring move-in website includes information such as:

-  Immunization requirements
-  Videos about living in our buildings
-  Directions and Parking
-  Items to Purchase
-  Things to Bring

Fall and Spring Move-in Resources Video

Visit the University Housing and Residential Life **YOUTUBE** Channel and click on the video to learn more about the **MOVE-IN SECTION** of University Housing and Residential Life website.



move-in steps

FROM THE FALL AND SPRING MICROSITE



BEFORE YOU ARRIVE

This section includes details about the move-in schedule and how to select your specific move-in day and time. We also provide links to the move-in guide and move-in tips.



MOVING TO CAMPUS

This section includes details on what to pack for fall/spring move-in and what you can expect on move-in day. We also provide details for parking and directions to campus, instructions for unloading your vehicle, highlights of the check-in process, and resources available during move-in.



YOUR NEW HOME

This section includes information to help you get settled into your new home such as things to bring, items you can purchase, prohibited items, information about our vendors who supply refrigerators and microwaves, details about renter's insurance, and ideas for decorating your room. We also provide information on Getting Connected on campus including instructions for Xfinity on Campus, cable and internet services.



AFTER YOU UNPACK

Last but not least, this section includes details related to items you may need after you unpack. Students are encouraged to explore campus and begin their Temple experience after they unpack. Information in this section includes details about Weeks of Welcome, dining on campus, mailroom and post office, and Diamond Dollars.

University Housing and Residential Life

CAMPUS LIVING

SELECT YOUR HOUSING

HOUSING AND DINING COSTS



FALL AND SPRING MOVE-IN

Learn more about new and returning student move-in.

before you **ARRIVE TO CAMPUS**

Meet Your Roommates Before Move-In Day

To find your roommate(s) information:

1. Log into MyHousing.
2. Under Academic Year 2023-2024 Housing Application status, click "Continue Application"
3. Select "Quick Links"
4. Select "Application Status"
5. You will see a list of all the occupants of your room, suite, or apartment.

Moving and Packing Tips

CHANGE OF ADDRESS

Is there anything you'll need sent to your residence hall instead of your home address? It's important to remember settings for Amazon Prime, magazine subscriptions, food deliver apps, etc. may require you to change your address.

PACK AHEAD OF TIME

Pack up things you know you won't need during the summer. Put those winter coats, extra towels and bed sheets, and school supplies in storage bins/moving boxes as soon as possible. It'll save you time and stress later.

"OPEN FIRST" BOX OR OVERNIGHT BAG

Have a box or bag ready with things you may need right away - linens for your bed, change of clothes, personal care items, phone charger, etc.

Approved Vendor For Fall 2023

CAMPUS SPECIALTIES - MICROFRIDGE

You may rent a refrigerator and microwave combination (a MicroFridge) through Campus Specialties, Temple's preferred vendor. (Personal microwaves are not permitted.)

For more information, visit mymicrofridge.com. Campus Specialties will deliver your unit prior to Move-in.

For additional vendors, visit housing.temple.edu and consult the Fall 2023 Move-in page in the Resources and Services section.

YOUR MOVE-IN DATE & TIME

Visit [MyHousing](#) to self-select your specific move-in date and time. Once you self-select your move-in date and time, you will see your move-in information displayed on the Home Page of [MyHousing](#) (As shown below)



This image is what you will see when you log into MyHousing



New & Improved for Fall 2023!

SELF-SELECT YOUR MOVE-IN TIME

Your move-in date is determined by your housing assignment, floor, and building. However, you must select your move-in time through MyHousing before August 1, 2023.

You will have the option of choosing the 20-minute window for your arrival to campus to check-in. Please note, your selected move-in time is your expected time of arrival not the entire length of time allotted to move-in your belongings to the residence halls.

Room Self Service

Log in to MyHousing via [TUportal](#) to view the following information:

- self-selected fall 2023 move-in date and time
- current housing assignments
- roommate's contact information
- meal-plan information

Other resources available on MyHousing:

- housing selection
- occupancy extension requests
- specialty housing applications

IMPORTANT DATES

In order to manage over 5,000 residents moving onto our campus, students and families must adhere to the student's self-selected date and time which can be found in [MyHousing](#).

Please see page 9 for steps to accessing [MyHousing](#) to view your exact Move-In date and time.

IMPORTANT DATES & TIMES

NEW STUDENTS

Tuesday, August 22, 2023	9 a.m. – 3 p.m.
Wednesday, August 23, 2023	9 a.m. – 3 p.m.
Thursday, August 24, 2023	9 a.m. – 12 p.m.

RETURNING STUDENTS

Saturday, August 26, 2023	8 a.m. – 5 p.m.
Sunday, August 27, 2023	8 a.m. – 12 p.m.

Living Learning Communities

NEW STUDENTS

Tuesday, August 22, 2023	9 a.m. – 3 p.m.
--------------------------	-----------------

OCCUPANCY EXTENSION REQUESTS

Residence Halls will remain open during vacation periods. Students interested in remaining on campus over the extended period between Fall break and the start of the Spring semester may be permitted to remain in housing for an additional cost. Details pertaining to this option will be available during the fall semester.

DEADLINE DATES FOR OCCUPANCY-EXTENSION REQUESTS

November 3, 2023	Fall Break (Nov. 18– Nov. 26)
February 9, 2023	Spring Break (Mar. 2– Mar. 10)

For more details related to housing occupancy extensions, visit the Extended Housing page in the Resources and Services section at housing.temple.edu.



ROOM CHANGE PROCESS

You can change your housing assignment online by submitting a Room Change. Log into [MyHousing](#) and click on the Room Change link. You can change your room until early July, 2023 after which the system will close for fall move-in preparation. Following move-in, the system will re-open for room changes to continue.

MOVE-IN DAY

Because more than 5,000 residents will populate university housing over the course of a few days, each resident is assigned a specific day and time to move in. Floors in most residence halls are further assigned to either morning or afternoon arrival times.

When You Arrive:

1. When checking in to your residence hall, family & friends should unload your belongings directly onto the side walk area, while the student reports to the check in area for your residence hall assignment.
2. Parking in front of the residence hall is limited to 15 minutes while you check-in and obtain your parking pass. Parking passes are issued one pass per family and limited to two-hours. Passes should also be displayed in vehicles.
3. You will receive your room key and mailbox key or combination.
4. As you settle into your room, please note any issues or concerns to discuss with Residential Life staff at your first community meeting.

Early Move-In

It is not possible to move in earlier than stated without an early-arrival request, due by August 1, 2023. Campus maps and driving directions to each residence hall and our Temple University-sponsored housing sites can be found online. Students who move-in early and DO NOT APPLY for an Early Arrival will be fined and charged for each day they arrive early factoring in their scheduled arrival day and time.

Late Move-In

If you intend to arrive later than the designated Move-in dates, you must notify University Housing and Residential Life and your department of study. Email your intended arrival date to University Housing and Residential Life at housing@temple.edu before the semester begins. Failure to do so will place you in no-show status and jeopardize your room assignment.

Move-In Help

Residential Life staff will provide directions and assistance, as well as distribute room keys, mailbox codes and keys, and important documents while you move into your hall. We recommend bringing family or friends to assist you.

Carts will be available to help you move your belongings. Using carts will require the borrower to leave a valid means of identification, like a driver's license or a student ID, as a security deposit. If you fail to return your cart, you will be billed for its replacement.

Please note that carts are distributed on a first-come, first-served basis. Also, carts are limited by building so in some cases depending on the traffic at a given day, time, and location carts may not be immediately available. Only students may borrow and return carts.

***Please note that only one cart will be issued for each student.
For technical support during move-in, see page 20.**

Temple University

MAIN MOVE-IN MAP



MOVE-IN PARKING INSTRUCTIONS

- 1300, Morgan Hall, and Temple Towers use Cecil B. Moore and Temple Towers parking lots.
- 1940, Johnson & Hardwick Hall and White Hall will use the Diamond Street and Norris Street lots.

- If your designated lots are full, use the Liacouras or Montgomery parking garages.

Campus Security and University Housing and Residential Life staff will direct you into available parking spaces during Move-in. For more detailed instructions, visit housing.temple.edu and checkout the Fall 2023 Move-in page in the Resources and Services section.



YOUR PARKING PASS FOR FALL MOVE-IN

1. At check-in, you will receive your Move-In Parking Pass which includes free parking for one car per family for up to two hours.
2. The two hours begins the moment you check in.
3. Display this in your vehicle at all times.
4. You are required to exit the parking lot at the time shown on your pass.
5. Staying beyond the time on your pass could result in ticketing or towing.

MOVE-IN PARKING LOT ASSIGNMENTS

1300 Residential Hall, Morgan Hall, and Temple Towers
Cecil B. Moore and Temple Towers parking lots

1940, Johnson & Hardwick Hall, and White Hall
Diamond Lot and Norris Street Lot

* If your assigned lots are full, use the Liacouras or Montgomery parking garages.



This pass entitles you to park in a TU parking lot. If you park on the street or a lot not owned by Temple University, you are subject to being ticketed and/or towed.



FALL 2023 MOVE-IN DAY

PARKING PASS

Display this in your vehicle at all times.

- You are required to exit the parking lot at the time shown on your pass.

Staying beyond the time on your pass could result in ticketing or towing.

DATE

TIME OUT

* This is the time you need to exit the parking lot.



The Parking Pass entitles you to park in a TU parking lot. If you park on the street or a lot not owned by Temple University, you are subject to being ticketed and/or towed.



FLIGHT

Flight is an on-demand evening shuttle service for Temple students, faculty & staff. Take Flight starting on Saturday, August 26, 2023.

FLIGHT will operate from 6 p.m. to 2 a.m. seven nights a week starting on Saturday, August 26, 2023. Flight is in operation during Fall Break, Winter Break, and Spring Break.

The schedule can be found at campusoperations.temple.edu/parking-transportation/shuttle-services/flight

dining options

ON CAMPUS, DURING THE SEMESTER & DURING MOVE-IN

DINING OPTIONS DURING THE ACADEMIC YEAR

Temple University is pleased to offer you a multitude of dining options on our Main Campus that are flexible and adaptable to your schedule and eating habits. Many of the Meal Plan options we offer are combined packages, including a specific number of meals per week, in addition to a set amount of Diamond Dollars.

Meal Plan packages are flexible, allowing for dining in our Dining Centers and retail locations around campus such as Chick-fil-A[®], Freshens[®] Fresh Food Studio, Panera Bread, Wing Stop[®], and Starbucks[®]. Diamond Dollars, cash, and credit can also be used to purchase items from vending machines and convenience stores in our residence halls and other eateries across Temple's campuses.

For specific details about Meal Plan options and rates, please visit housing.temple.edu/housing-and-dining-costs/meal-plans.





MOVE-IN DINING

During move-in, the Dining Centers will be open with a limited schedule and new residents will enjoy Move-in "Welcome Week" Meal Plans effective from lunch on Tuesday, Aug. 22, to lunch on Saturday, Aug. 26. The official start date for Fall 2023 Meal Plans is dinner on Saturday, Aug. 26.

We have **three (3) Dining Centers on Main Campus**: the Louis J. Esposito Dining Center, located in Johnson and Hardwick Halls; the Valaida S. Walker Food Court, located in the Howard Gittis Student Center; and the Morgan Dining Hall in Mitchell and Hilarie Morgan Hall.

The **Esposito Dining Center** and the Terrace Level in the Morgan Dining Hall serve all-you-care-to-eat options. The **Valaida S. Walker Food Court** and the dining facility on the **Street Level in the Morgan Dining Hall** serve food à la carte from our national brand retail partners like Chick-fil-A®, Saladworks®, and BurgerFi® with a meal equivalency.

We also have locations spread across campus in many of the academic buildings that accept Meal Plans for extra convenience to students. For more information on locations and hours, go to temple.campusdish.com

One meal per meal period is provided for these Welcome Week meals and **are only available for on-campus residents.**

Fall-semester meal plans for all student meal plan subscribers (on-or off-campus residents) will begin with dinner on Saturday, Aug. 26.

MEALS FOR GUESTS

Guests are welcome at any dining center during Move-in using cash or credit for their meals.



your

NEW HOME



ROOM FURNISHINGS

You will be provided with a bed frame and a mattress, a dresser, a desk, a chair and a closet or wardrobe. All windows have shades, curtains or blinds. Your room(s) are not carpeted, except for those in Temple Towers and in the lounge areas of Johnson and Hardwick. Traditional and suite-style residence hall units are not equipped with cooking facilities; they have common-area kitchenettes with sinks and microwaves or stoves.

FLOOR PLANS AND ROOM DIMENSIONS

Visit the "Campus Living" tab on housing.temple.edu and select "Residence Halls" to view floor plans and room dimensions.

Each building's page contains its floor plans complete with room numbers and room types, as well as diagrams for the most common room types with estimated room dimensions.

BED DIMENSIONS

Temple has twin-size beds installed in its residence halls.

STANDARD TWIN: 75" X 39"

- 1300 Residence Hall (1st - 3rd Floor Suites)

EXTRA-LONG: 80" X 39"

- 1300 Residence Hall (4th and 5th Floor Apartments)
- 1940 Residence Hall
- Mitchell and Hilarie Morgan Hall
- Johnson and Hardwick Halls
- James S. White Hall
- Temple Towers Apartments

BEDSPACE

It is critical that you move into your assigned bed space, not only your room. Bed spaces are defined left to right both numerically and alphabetically, A-1, A-2, B-3, B-4, etc.

Please ask the Residential Life staff during move-in if you have questions about your specific assignment.

YOUR NEW HOME

MAILROOM & POST OFFICE

TO RECEIVE MAIL:

Each residence hall has a mailroom for you to receive letters and mail.

You will be given either a key or a combination to your assigned mailbox during check-in. Larger packages can be picked up at your residence hall's front desk. It's important that the room or apartment number is included on all letters and packages.

To find your residence hall's address, visit the Residence Halls page in the Campus Living section of housing.temple.edu.

TO SEND MAIL:

There is a UPS Store on the lower level of the Student Center, where you can buy stamps and send express mail and regular packages. Mailing supplies can be purchased in the campus bookstore, also in the Student Center.

SMOKING IS PROHIBITED IN THE RESIDENCE HALLS



Tobacco is defined as all tobacco-derived or tobacco-containing products, including but not limited to:

- cigarettes (e.g. clove, bidis, kreteks, cigars and cigarillos)
- electronic cigarettes
- hookah-smoked products
- pipes
- oral tobacco (e.g. spit and spitless, smokeless, chew, snuff)
- nasal tobacco
- nicotine delivery devices
- other products that mimic tobacco products, contain tobacco flavoring, or deliver nicotine

* For more information www.temple.edu/life-at-temple/tobacco-free-temple

PERSONAL PROPERTY INSURANCE

Consult your family's homeowners or renters insurance policy to understand the coverage you might have as a resident of university housing. If you do not have coverage, consider purchasing a renters insurance policy to protect your personal property. University insurance covers only university property. Temple University does not insure for damage or loss to your personal property.

For information about private insurance providers, visit the Resources & Services section of housing.temple.edu & click Fall & Spring Move-in, Your New Home & About Your Room.



Learn more from our recommended vendor [Grad Guard](#).

DECORATING YOUR ROOM

Coordinate with your roommate(s) to decorate your room in a way that reflects your energy and style. Many rooms have bulletin boards or tack strips; use mounting putty (instead of nails or tacks) to hang things on the walls.

THINGS YOU MIGHT WANT TO BRING

- laptop
- cable lock for a laptop
- cleaning supplies and laundry detergent
- headphones
- fan
- health insurance card
- personal appliances with automatic shutoff features, such as an iron or a coffeemaker
- personal toiletries
- pictures and posters
- poster putty to hang posters and other decorations
- power strip
- sheets, pillows, blankets
- small tool kit
- Smart TV that supports the Xfinity Stream app
- USB printer cable if you plan to bring a printer
- wastebasket



You may only bring refrigerators that are less than 3.6 cubic feet and are ENERGY STAR-rated. You can rent through our preferred vendor, Campus Specialists, by visiting mymicrofridge.com.

You may cover only 50% of your residence hall walls.

*If you have questions about a specific item and whether or not it is permitted in university housing, please refer to the updated Community Living Standards ([link here](#)) that has a comprehensive list of everything prohibited in the residence halls.

THINGS NOT PERMITTED IN RESIDENCE HALLS

- 3M stripe, painters tape, wall-mounted lighting strips, or other items that use adhesive to attach to walls
- any materials or mechanisms for lofting or raising beds (blocks, lifts, or any devices that raise the bed platform and legs above the standard height)
- candles, incense, aromatherapy oil burners, or any devices that use halogen bulbs or have exposed heating elements, such as toasters, convection ovens, hot plates or tanning lamps
- furnishings that do not have label in tact noting compliance with fire safety standards
- water filled devices (water beds, fish tanks, inflatable pool/hot tubs, etc.)
- firearms or weapons, regardless of permits to carry
- personal microwaves, unless acquired through our selected vendor, Campus Specialties
- pets (other than certified service animals)
- electrical appliances exceeding 50 watts, such as air conditioners, space heaters, heat lamps or music amplifiers
- network equipment— such as wireless access points, routers and switches
- alcohol, drugs, and drug paraphernalia



ANNUAL ROOM DECORATING CONTEST

Every year we have an annual room decorating contest. Students can win prizes for being the best decorated room on campus. Details to follow after move-in.



INFORMATION TECHNOLOGY SERVICES



Computers & Printing


Most students bring a laptop for use in their room. Generally, we recommend a 16GB RAM system running either Windows 10 or above, or macOS Monterey or above. It's best, however, to consult the its.temple.edu/shoppersguide website, as some schools, colleges and individual departments may have very specific requirements. This site also has information about student discounts and [OWLtech](#), Temple University's official technology store. A computer from a major manufacturer is recommended, as technical assistance is not available for custom-built systems.

Students are entitled to free downloads of Microsoft 365 and Adobe Creative Suite. To learn more, visit its.temple.edu/office and its.temple.edu/adobe. Cloud file storage is also available with Microsoft OneDrive (its.temple.edu/onedrive).

The TECH Center is a state-of-the-art student facility with more than 500 Windows and Mac desktop computers (many with dual displays), 13 breakout rooms, three recording booths, and a media studio. Loaner laptops and charging stations are available, as well as standing desks, power outlets and displays for student-owned laptops. Printing and support are also available. For current hours and details, see techcenter.temple.edu.

Ready to print? Use Print on the Go wireless printing to make use of your free printing quota. Print on the Go printers are available on the first floor of each residence hall and in many other campus locations. Find out more at its.temple.edu/printgo.

To learn about the full range of technology resources available for student use seven days a week, visit the Information Technology Services website at its.temple.edu.



INFORMATION TECHNOLOGY SERVICES

INTERNET SERVICE

Wi-Fi access is available in all of Temple's residence hall rooms.

PREPARING YOUR COMPUTER

Before coming to campus:

- Obtain the latest Windows or macOS updates. For instructions, visit its.temple.edu/systemupdates.
- Remove illegally downloaded copyrighted materials, such as music and video files, games and software. (Files downloaded from peer-to-peer file-sharing programs generally contain illegal copyrighted materials.)
- Leave any network equipment at home, such as wireless access points, routers and switches. They are not permitted in residence halls.
- Review Temple's Technology Usage Policy and other IT policies at its.temple.edu/policies.

ACTIVATING INTERNET SERVICE

For details about how to connect after moving in, visit its.temple.edu/connect. This site covers:

- setting up a Wi-Fi connection
- connecting a game console or media device

GETTING HELP

If you need assistance with connecting your laptop or other devices in your residence hall, please contact the Help Desk. For hours of operation, see its.temple.edu/techsupport.



You can contact the Information Technology Services Help Desk:

Online and Chat: tuhelp.temple.edu

In Person: TECH Center, Room 106,
Main Campus, 12th Street and
Montgomery Avenue

By Phone: 215-204-8000

Website: its.temple.edu/techsupport

INFORMATION TECHNOLOGY SERVICES



Access to the Xfinity Stream app is already included with your campus housing. With the Xfinity Stream, you can watch top networks, live sports, and thousands of Xfinity On Demand movies and shows anytime, anywhere, on any device.

Visit <https://xfinityoncampus.com> to get started, and download the Stream app from the App Store, Google Play, Amazon and Roku.

LEARN MORE

For more information about Temple's technology resources, visit its.temple.edu.



Need to shop for tech gear? The OWLtech team is here to help with all your technology needs. Whether it's your first purchase, trade-in, device repair, or rental/loaner, OWLtech looks forward to helping you throughout your time at Temple and beyond. To learn more, visit shopowltech.com.

WI-FI CALLING

If you do not receive a strong cellular signal in your room, try using Wi-Fi Calling—a feature on many iPhones and Android phones that enables you to make and receive calls over a wireless network. Search for Wi-Fi Calling on your carrier's website to see if your device supports this feature and how you can enable it. Note: For international calls, the rates from your calling plan may apply for Wi-Fi Calling.





campus

SAFETY & SECURITY

TU READY

Take charge of your well-being and be ready for whatever life throws at you! The TUready program includes everyday readiness, emergency procedures, and TUALert notifications.

Important steps you can take to be TUready:

1

BE INFORMED

TUalerts are used to communicate emergency directives when there is an immediate threat to the community and when a change in behavior is required (e.g. "avoid the area" or "lockdown"). TUalerts are sent by SMS text and email and are also posted on the university's TUALert twitter feed @TempleAlert. Make sure your cell phone is registered to receive TUalerts.

Go to [TUportal](#) and update your contact information to include your personal contact information. If you do not live in a residence hall, update your local address.

Add TUalert as a contact in your cell phone. This allows you to immediately identify when you are receiving a TUalert. You cannot call this number directly.

CONTACT NAME: TU Alert

MOBILE NUMBER: 215-777-7777

TEXT ID: 24639

TUsiren: If you hear the outdoor warning siren, you should seek shelter indoors immediately. The TUsiren is used when there is a very serious incident occurring on campus and either a Shelter-in-Place or a Lockdown procedure is in effect. TUalerts will also provide more information.

2

KNOW WHAT TO DO

Go to www.temple.edu/tuready to ensure you know what to do during primary emergency procedures: Evacuation, Shelter-in-Place, and Lockdown.

3

BE TUREADY

Join us in being ready for anything!



WEEKS OF WELCOME



The Weeks of Welcome (WoW) programs, at the start of each academic year, greet all our new and returning students with a flurry of engagement opportunities!

Weeks of Welcome 2023 will be special indeed – as we look to provide an amazing first-year kickoff to the Class of 2027 and our transfer students a very special “welcome back” to our returning Owls.

Weeks of Welcome events will be held during move-in week and the first week of classes, and will include a variety of events that will focus on Academic & Student Success, Social Connections, Culture & Identity, Community Involvement and Temple Traditions!

For information specifically around event details, locations, and times, please visit the events calendar on welcome.temple.edu for more information as we approach WoW.



← 1900 N
Beasley

1309
Sullivan Hall
Fourth
Executive Office of the President
Senior Administration Offices

**1910 LIACOURAS WALK
SUITE 201-301
PHILADELPHIA, PA 19122-6027**

**PHONE: 215-204-7184, OPTION 2
FAX: 215-204-3261
housing.temple.edu**

 **Temple
University**
University Housing
and Residential Life