

UNIVERSITY HOUSING AT TEMPLE



MOVE-IN GUIDE

TABLE OF CONTENTS



Each section in the table of contents is clickable for easy navigation!

- 03** WELCOME TO TEMPLE
- 04** REQUIRED IMMUNIZATIONS
- 05** YOUR DIGITAL OWLCARD
- 07** MOVE IN WEBSITE
- 09** BEFORE YOU ARRIVE
- 10** YOUR MOVE-IN DATE & TIME
- 11** IMPORTANT DATES
- 12** MOVE-IN DAY
- 13** MAIN MOVE-IN MAP
- 15** DINING OPTIONS
- 17** YOUR NEW HOME
- 23** INFORMATION TECHNOLOGY
- 26** CAMPUS SAFETY
- 27** WEEKS OF WELCOME





PNC BANK

**PNC Student Banking can cover your
banking needs from orientation to graduation.**

**We're proud to offer PNC Student Banking to our students.
Enjoy innovative banking products designed for student
life, digital tools to manage your money on the go, access to
financial education, convenient branch and ATM locations
on campus, and so much more. Stop by PNC's Temple branch
during move-in to learn more or visit pnc.com/temple.**

WELCOME TO TEMPLE UNIVERSITY


As a student at Temple, you are now a member of a dynamic community that has empowered generations of leaders, scientists, artists and professionals to take charge and make change in the world. Students like you from across the U.S. and more than 100 other nations make Temple's on-campus housing a vibrant, diverse community.

More than just your home here at Temple, your residence hall is your power center, your place for rest and your base for exploring Philadelphia and beyond. Residential Life utilizes a residential curricular approach to cultivate responsible community members by developing inclusive living and learning environments. Through this framework, a defined set of learning goals and outcomes guide the creation of initiatives which allow the team to create a residential experiences for students focused on the established Educational Priority: "As a result of living on campus at Temple University, residents will responsibly impact communities."

Moving into a residence hall—whether you're new to college, new to Temple or new to the hall—can be unpredictable. To make the transition easier, the University Housing and Residential Life staff has developed this guide to help answer your questions even before you pack your bags. This Fall 2024 Move-in Guide details specific move-in days, parking services, directions and other important information.



REQUIRED IMMUNIZATIONS



- Home
- Appointments
- Immunizations ●
- Upload
- Forms
- Messages

Pennsylvania state law requires all college students to receive information about meningitis/meningococcal disease and the vaccine, and to either receive the vaccine before coming to college or sign a waiver.

To access Student Health Services:

- Go to studenthealth.temple.edu
- Click "Log In to Patient Health Portal"

MENINGOCOCCAL (MENINGITIS)

The required vaccine is MPSV4= The brand name is Menomune or MCV4= The brand names are Menactra, Menveo or MenHibrix.

TETANUS/DIPHTHERIA/PERTUSSIS (TDAP)

All newly enrolled or re-enrolled students should have received TDAP within 10 years or TDAP older than 10 years and Diphtheria Tetanus (DT) within 10 years.

MEASLES, MUMPS, RUBELLA (MMR)

All newly enrolled or re-enrolled students born after 1956 are required to show proof of two vaccinations for Measles, Mumps and Rubella. Positive Laboratory titer results are acceptable if proof of vaccination is not provided.

VARICELLA (CHICKEN POX)

All newly enrolled or re-enrolled students are required to receive two doses of chicken pox vaccine. Positive Laboratory titer results are acceptable if proof of vaccination is not provided.



**GET VACCINATED OR SIGN WAIVER OF ACKNOWLEDGMENT.
THIS MUST BE COMPLETE TO CHECK-IN TO YOUR RESIDENCE HALL!**

YOUR DIGITAL OWLCARD



Setting Up Your Digital OWLcard Before Arriving To Campus

Temple University utilizes a mobile ID card for all of your activity on campus.

You can follow step by step instructions on phone settings to ensure your success.

You can then use your mobile device on Main, Ambler or HSC campuses for building access (including residence hall front doors), meal plans, recreation services and printing.

Click on the attached link for a brief video about OWLcard Mobile: <https://youtu.be/HhqagGv5Nu8>

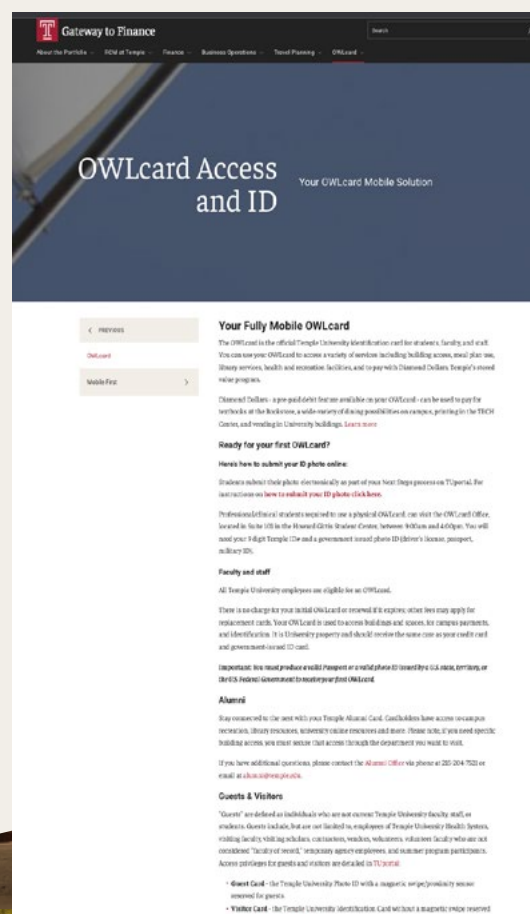


YOUR DIGITAL OWLCARD

OWLcard Mobile Checklist has more information at:

finance.temple.edu/owlcard/mobile-first/mobile-checklist

Visit the OWLcard Mobile website at <https://finance.temple.edu/owlcard/> for instructions for loading your OWLcard onto your Apple iPhone or Watch or your Android device.








move-in section of **UNIVERSITY HOUSING AND RESIDENTIAL LIFE WEBSITE**

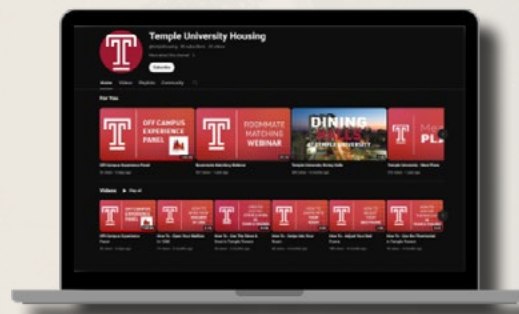
Fall and Spring Move-in Section

The University Housing and Residential Life website includes a special section included on the main housing website dedicated specifically for information and resources related to fall and spring move-in. We know that you have a lot of questions and we created this one-stop section to ensure that we included everything we think you need to know in one section so it's easy to find. We want to limit the stress and anxiety during this process and hope this resource helps you to navigate successfully through the move-in process.

The fall and spring move-in section of the website includes:

-  Immunization requirements
-  Videos about living in our buildings
-  Directions and Parking
-  Items to Purchase
-  Things to Bring

Visit the University Housing and Residential Life [YOUTUBE Channel](#) and click on the video to learn more about the [MOVE-IN SECTION](#) of University Housing and Residential Life website.



[Back to Table of Contents](#)

MOVE-IN STEPS



BEFORE YOU ARRIVE

This section includes details about the move-in schedule and how to select your specific move-in day and time. We also provide links to the move-in guide and move-in tips.



MOVING TO CAMPUS

This section includes details on what to pack for fall/spring move-in and what you can expect on move-in day. We also provide details for parking and directions to campus, instructions for unloading your vehicle, highlights of the check-in process, and resources available during move-in.



YOUR NEW HOME

This section includes information to help you get settled into your new home such as things to bring, items you can purchase, prohibited items, information about our vendors who supply refrigerators and microwaves, details about renter's insurance, and ideas for decorating your room. We also provide information on Getting Connected on campus including instructions for Xfinity on Campus, cable and internet services.



AFTER YOU UNPACK

Last but not least, this section includes details related to items you may need after you unpack. Students are encouraged to explore campus and begin their Temple experience after they unpack. Information in this section includes details about Weeks of Welcome, dining on campus, mailroom and post office.



before you **ARRIVE TO CAMPUS**

Meet Your Roommates Before Move-In Day

To find your roommate(s) information:

1. Log into MyHousing.
2. Under Academic Year 2024-2025 Housing Application status, click "Continue Application"
3. Select "Quick Links"
4. Select "Application Status"
5. You will see a list of all the occupants of your room, suite, or apartment.

Moving and Packing Tips

CHANGE OF ADDRESS

Is there anything you'll need sent to your residence hall instead of your home address? It's important to remember settings for Amazon Prime, food apps, etc. may require you to change your address.

PACK AHEAD OF TIME

Pack up things you know you won't need during the summer. Put those winter coats, extra towels and bed sheets, and school supplies in storage bins/moving boxes as soon as possible. It'll save you time and stress later.

"OPEN FIRST" BOX OR OVERNIGHT BAG

Have a box or bag ready with things you may need right away - linens for your bed, change of clothes, personal care items, phone charger, etc.

Campus Specialties - Microfridge

You may rent a refrigerator and microwave combination (a MicroFridge) through Campus Specialties, Temple's preferred vendor. (Personal microwaves are not permitted.)

For more information, visit mymicrofridge.com. Campus Specialties will deliver your unit prior to Move-in.

For additional vendors, visit housing.temple.edu and consult the Fall 2024 Move-in page in the Resources and Services section.

[Back to Table of Contents](#)

YOUR MOVE-IN DATE & TIME

ACADEMIC YEAR 2024-2025 HOUSING

Details pertaining to the Housing Selection Process are available online at [Select Your Housing](#).



Upcoming Room Assignment(s)

Academic Year 2024-2025

Fall 2024 Undergraduate

- Status: **Reserved**
 - Room Location: **Morgan Hall South**
 - Room: **MS-0110A** (Quad-2BR 1.5 Bath Apt)
 - Room space: **MS-0110A-2**
- Move In: **8/24/2024 12:00 PM**

My Roommate(s):

You do not have any roommates for this semester!

Meal Plan

Visit [MyHousing](#) to select your specific move-in date and time. Once you self-select your move-in date and time, you will see your move-in information displayed on the Home Page of [MyHousing](#) (As shown above)

This image is what you will see when you log into MyHousing



SELECT YOUR MOVE-IN TIME

Your move-in date is determined by your housing assignment, floor, and building. However, you must select your move-in time through MyHousing before August 1, 2024.

You will have the option of choosing the 20-minute window for your arrival to campus to check-in. Please note, your selected move-in time is your expected time of arrival not the entire length of time allotted to move-in your belongings to the residence halls.

Room Self Service


Log in to MyHousing via [TUportal](#) to view:

- self-selected fall 2024 move-in date and time
- current housing assignment
- roommate's contact information
- meal plan information

Other resources available on MyHousing:

- housing selection
- break housing
- specialty housing applications

IMPORTANT DATES



DATES & TIMES

NEW STUDENTS

Tuesday, August 20, 2024	9 a.m. – 3 p.m.
Wednesday, August 21, 2024	9 a.m. – 3 p.m.
Thursday, August 22, 2024	9 a.m. – 12 p.m.

RETURNING STUDENTS

Friday, August 23, 2024	8 a.m. – 5 p.m.
Saturday, August 24, 2024	8 a.m. – 5 p.m.

LOOKING AHEAD TO BREAK

Residence Halls will remain open during university break periods. Students interested in remaining on campus for breaks can register on MyHousing. Winter break does come at an additional fee, but Fall and Spring breaks do not.

Details pertaining to break registration will be available throughout the academic year.

Fall Break (Nov. 16– Nov. 24)

Spring Break (Mar. 1– Mar. 9)

In order to manage over 5,000 residents moving onto our campus, students and families must adhere to the student's self-selected date and time which can be found in [MyHousing](#).

Please see page 10 for steps to accessing [MyHousing](#) to view your exact Move-In date and time.

For more details related to housing occupancy extensions, visit the Resources section at housing.temple.edu.



[Back to Table of Contents](#)

MOVE-IN DAY

Because more than 5,000 residents will populate university housing over the course of a few days, each resident is assigned a specific day and time to move in.

When You Arrive:

1. When checking in to your residence hall, family & friends should unload your belongings directly onto the side walk area, while the student reports to the check in area for your residence hall assignment.
2. Parking in front of the residence hall is limited to 15 minutes while you check-in and obtain your parking pass. Parking passes are issued one pass per family and limited to two-hours. Passes should also be displayed in vehicles.
3. You will receive your room key and mailbox key or combination.
4. As you settle into your room, please note any issues or concerns to discuss with Residential Life staff at your first community meeting.

Early Move-In

It is not possible to move in earlier than stated without an early-arrival request, due by August 1, 2024. Students who move-in early and DO NOT APPLY for an Early Arrival will be fined and charged for each day they arrive early factoring in their scheduled arrival day and time.

Late Move-In

If you intend to arrive later than the designated Move-in dates, you must notify University Housing and Residential Life and your department of study. Email your intended arrival date to University Housing and Residential Life at housing@temple.edu before the semester begins. Failure to do so will place you in no-show status and jeopardize your room assignment.

Move-In Help

Residential Life staff will provide directions and assistance, as well as distribute room keys, mailbox codes and keys, and important documents while you move into your hall. We recommend bringing family or friends to assist you.

Carts will be available to help you move your belongings. Using carts will require the borrower to complete a digital form, verifying their identity and confirming they understand that failure to return a cart will result in billing for its replacement

Please note that carts are distributed on a first-come, first-served basis. Also, carts are limited by building so in some cases depending on the traffic at a given day, time, and location carts may not be immediately available. Only students may borrow and return carts.



***Please note that only one cart will be issued for each student.**
For technical support during move-in, see page 20.

Temple University MAIN MOVE-IN MAP



MOVE-IN PARKING INSTRUCTIONS

- 1300, Morgan Hall, and Temple Towers use Cecil B. Moore and Temple Towers parking lots.
- 1940, Johnson & Hardwick Hall and White Hall will use the Diamond Street and Norris Street lots.



If your designated lots are full, use the Liacouras or Montgomery parking garages.

Campus Security and University Housing and Residential Life staff will direct you into available parking spaces during Move-in. For more detailed instructions, visit housing.temple.edu and checkout the Fall 2024 Move-in page in the Resources and Services section.

[Back to Table of Contents](#)

YOUR PARKING PASS FOR FALL MOVE-IN

1. At check-in, you will receive your Move-In Parking Pass which includes free parking for one car per family for up to two hours.
2. The two hours begins the moment you check in.
3. Display this in your vehicle at all times.
4. You are required to exit the parking lot at the time shown on your pass.
5. Staying beyond the time on your pass could result in ticketing or towing.

MOVE-IN PARKING LOT ASSIGNMENTS

1300 Residential Hall, Morgan Hall, and Temple Towers
Cecil B. Moore and Temple Towers parking lots

1940, Johnson & Hardwick Hall, and White Hall
Diamond Lot and Norris Street Lot

* If your assigned lots are full, use the Liacouras or Montgomery parking garages.



This pass entitles you to park in a TU parking lot. If you park on the street or a lot not owned by Temple University, you are subject to being ticketed and/or towed.



FALL 2024 MOVE-IN DAY

PARKING PASS

Display this in your vehicle at all times.

- You are required to exit the parking lot at the time shown on your pass.

Staying beyond the time on your pass could result in ticketing or towing.

DATE

TIME OUT

* This is the time you need to exit the parking lot.



The Parking Pass entitles you to park in a TU parking lot. If you park on the street or a lot not owned by Temple University, you are subject to being ticketed and/or towed.



FLIGHT

Flight is Temple's nighttime fixed route shuttle loop service students, faculty & staff. Take Flight starting on Saturday, August 24, 2024.

FLIGHT will operate from 6 p.m. to 2 a.m. seven nights a week starting on Saturday, August 24, 2024. Flight is in operation during Fall Break, Winter Break, and Spring Break.

More information can be found at:
<https://campusoperations.temple.edu/shuttle-services/flight>

dining options

ON CAMPUS, DURING THE SEMESTER & DURING MOVE-IN

DINING OPTIONS DURING THE ACADEMIC YEAR

Temple University is pleased to offer you a multitude of dining options on our Main Campus that are flexible and adaptable to your schedule and eating habits. Many of the Meal Plan options we offer are combined packages, including a specific number of meals per week.

Meal Plan packages are flexible, allowing for dining in our Dining Centers and retail locations around campus such as Chick-fil-A[®], Freshens[®] Fresh Food Studio, Panera Bread, Wing Stop[®], and Starbucks[®]. Cash and credit can also be used to purchase items from vending machines and convenience stores in our residence halls and other eateries across Temple's campuses.

For specific details about Meal Plan options and rates, please visit housing.temple.edu/housing-and-dining-costs/meal-plans.





MOVE-IN DINING

During move-in, the Dining Centers will be open with a limited schedule and new residents will enjoy Move-in "Welcome Week" Meal Plans effective from lunch on Tuesday, Aug. 22, to lunch on Saturday, Aug. 24. The official start date for Fall 2024 Meal Plans is dinner on Saturday, Aug. 24.

We have three dining centers on Main Campus: the Louis J. Esposito Dining Center, located in Johnson and Hardwick Halls; the Valaida S. Walker Food Court, located in the Howard Gittis Student Center; and the Morgan Hall Food Court located in Mitchell and Hilarie Morgan Hall.

The Esposito Dining Center serves all-you-care-to-eat options. The Valaida S. Walker Food Court and the food court on the Street Level of Morgan Hall serve food à la carte from our national brand retail partners like Chick-fil-A®, Saladworks®, and BurgerFi® for purchase with a meal equivalency, cash, or credit. We also feature Panera Bread® in Pearson and McGonigle Halls which accepts meal equivalency, cash, or credit, as well as grab-and-go locations in many academic buildings across campus for extra convenience.

During move-in, new residents will enjoy move-in Welcome Week meal plans redeemable in the Esposito Dining Center effective from breakfast on Tuesday, Aug. 20, to lunch on Saturday, Aug. 24. One meal per meal period is provided for these Welcome Week meal plans and are only available for on-campus residents.

The official start date for all Fall 2024 student meal plan subscribers (on- or off-campus residents) will begin with dinner on Saturday, Aug. 24. Normal service hours begin at all three dining centers on Monday, Aug. 26.

For more information on locations and hours, visit <https://temple.campusdish.com/>.

MEALS FOR GUESTS

Guests are welcome at the Esposito Dining Center, or BurgerFi® located in the Valaida S. Walker Food Court in the Howard Gittis Student Center during move-in using cash or credit for their meals.





your NEW HOME



ROOM FURNISHINGS

You will be provided with a bed frame and a mattress, a dresser, a desk, a chair and a closet or wardrobe. All windows have shades, curtains or blinds. Your room(s) are not carpeted, except for those in Temple Towers and in the lounge areas of Johnson and Hardwick. Traditional and suite-style residence hall units are not equipped with cooking facilities; they have common-area kitchenettes with sinks and microwaves or stoves.

FLOOR PLANS AND ROOM DIMENSIONS

Visit the “Campus Living” tab on housing.temple.edu and select “Residence Halls” to view floor plans and room dimensions.

Each building’s page contains its floor plans complete with room numbers and room types, as well as diagrams for the most common room types with estimated room dimensions.

[Back to Table of Contents](#)

BED DIMENSIONS

Temple has twin-size beds installed in its residence halls.

STANDARD TWIN: 75" X 39"

- 1300 Residence Hall (1st - 3rd Floor Suites)

EXTRA-LONG: 80" X 39"

- 1300 Residence Hall (4th and 5th Floor Apartments)
- 1940 Residence Hall
- Mitchell and Hilarie Morgan Hall
- Johnson and Hardwick Halls
- James S. White Hall
- Temple Towers Apartments

BEDSPACE

It is critical that you move into your assigned bed space, not only your room. Bed spaces are defined left to right both numerically and alphabetically, A-1, A-2, B-3, B-4, etc.

Please ask the Residential Life staff during move-in if you have questions about your specific assignment.



MAILROOM & POST OFFICE

TO RECEIVE MAIL:

Each residence hall has a mailroom for you to receive letters and mail.

You will be given either a key or a combination to your assigned mailbox during check-in. Larger packages can be picked up at your residence hall's front desk. It's important that the room or apartment number is included on all letters and packages.

To find your residence hall's address, visit the Residence Halls page in the Campus Living section of housing.temple.edu.

TO SEND MAIL:

There is a UPS Store on the lower level of the Student Center, where you can buy stamps and send express mail and regular packages. Mailing supplies can be purchased in the campus bookstore, also in the Student Center.



SMOKING IS PROHIBITED IN THE RESIDENCE HALLS

Tobacco is defined as all tobacco-derived or tobacco-containing products, including but not limited to:

- cigarettes (e.g. clove, bidis, kreteks, cigars and cigarillos)
- electronic cigarettes
- hookah-smoked products
- pipes
- oral tobacco (e.g. spit and spitless, smokeless, chew, snuff)
- nasal tobacco
- nicotine delivery devices
- other products that mimic tobacco products, contain tobacco flavoring, or deliver nicotine

* For more information www.temple.edu/life-at-temple/tobacco-free-temple

PERSONAL PROPERTY INSURANCE

Consult your family's homeowners or renters insurance policy to understand the coverage you might have as a resident of university housing. If you do not have coverage, consider purchasing a renters insurance policy to protect your personal property. University insurance covers only university property. Temple University does not insure for damage or loss to your personal property.

For information about private insurance providers, visit the Resources & Services section of housing.temple.edu & click Fall & Spring Move-in, Your New Home & About Your Room.



Learn more from our recommended vendor [Grad Guard](#).

DECORATING YOUR ROOM

Coordinate with your roommate(s) to decorate your room in a way that reflects your energy and style. Many rooms have bulletin boards or tack strips; use mounting putty (instead of nails or tacks) to hang things on the walls.



THINGS YOU MIGHT WANT TO BRING

- laptop
- cable lock for a laptop
- cleaning supplies and laundry detergent
- headphones
- fan
- health insurance card
- personal appliances with automatic shutoff features, such as an iron or a coffeemaker
- personal toiletries
- pictures and posters
- poster putty to hang posters and other decorations
- power strip
- sheets, pillows, blankets
- small tool kit
- Smart TV that supports the Xfinity Stream app
- USB printer cable if you plan to bring a printer
- wastebasket

You may only bring refrigerators that are less than 3.6 cubic feet and are ENERGY STAR-rated. You can rent through our preferred vendor, Campus Specialties, by visiting mymicrofridge.com.

You may cover only 50% of your residence hall walls.

*If you have questions about a specific item and whether or not it is permitted in university housing, please refer to the updated Community Living Standards ([link here](#)) that has a comprehensive list of everything prohibited in the residence halls.



THINGS NOT PERMITTED IN RESIDENCE HALLS

- 3M strips, painters tape, wall-mounted lighting strips, or other items that use adhesive to attach to walls
- any materials or mechanisms for lofting or raising beds (blocks, lifts, or any devices that raise the bed platform and legs above the standard height)
- candles, incense, aromatherapy oil burners, or any devices that use halogen bulbs or have exposed heating elements, such as toasters, convection ovens, hot plates or tanning lamps
- furnishings that do not have label in tact noting compliance with fire safety standards
- water filled devices (water beds, fish tanks, inflatable pool/hot tubs, etc.)
- firearms or weapons, regardless of permits to carry
- personal microwaves, unless acquired through our selected vendor, Campus Specialties
- pets (other than certified service animals)
- electrical appliances exceeding 50 watts, such as air conditioners, space heaters, heat lamps or music amplifiers
- network equipment— such as wireless access points, routers and switches
- alcohol, drugs, and drug paraphernalia



ANNUAL ROOM DECORATING CONTEST



DO YOU HAVE AN EYE FOR DESIGN?

Every year we have an annual Room Decorating Contest where students can win a Grand prize for being the "best decorated room on campus." Additionally all students will receive a prize pack from the contest sponsors.

Students will be sent an e-mail during Move-in with a registration form to complete for those interested in participating in the Annual Room Decorating Contest.



ROOM DECORATING CONTEST

Win \$500 Diamond Dollars.

Visit www.temple.edu/housing to sign up and learn more! Students will need to register for the contest on the Housing website.

[Back to Table of Contents](#)

SHOW OFF YOUR STYLE



Students will be required to decorate their room and be available to participate in an official University Photography Shoot. Students will be encouraged to have all roommates participate in the Photography Shoot as well as including their neighbors. The purpose is to showcase the spirit and benefits of living on campus.

More details to follow and we look forward to having you participate. Be thinking about great design themes and discuss with your roommates ideas for decorating your room.

INFORMATION TECHNOLOGY SERVICES

Computers & Printing

Most students bring a laptop for use in their room. Generally, we recommend a 16GB RAM system running either Windows 10 and above, or macOS Ventura or above. It's best, however, to consult the its.temple.edu/shoppersguide website, as some schools, colleges and individual departments may have very specific requirements. This site also has information about student discounts and [OWLtech](https://owltech.temple.edu), Temple University's official technology store. A computer from a major manufacturer is recommended, as technical assistance is not available for custom-built systems.


Students are entitled to free downloads of Microsoft 365 and Adobe Creative Cloud. To learn more, visit its.temple.edu/microsoft365 and its.temple.edu/adobe. Cloud file storage is also available with Microsoft OneDrive (its.temple.edu/onedrive).

The TECH Center is a state-of-the-art student facility with more than 500 Windows and Mac computers (many with dual displays), 13 breakout rooms, three recording booths, and a media studio. Loaner laptops and charging stations are available, as well as standing desks, power outlets and displays for student-owned laptops. Printing and support are also available. For current hours and details, see techcenter.temple.edu.

Ready to print? Use Print on the Go wireless printing to make use of your free printing quota. Print on the Go printers are available on the first floor of each residence hall and in many other campus locations. Find out more at its.temple.edu/printgo.

To learn about the full range of technology resources available for student use seven days a week, visit the Information Technology Services website at its.temple.edu.

[Back to Table of Contents](#)



INFORMATION TECHNOLOGY SERVICES

INTERNET SERVICE

Wi-Fi access is available in all of Temple's residence hall rooms.

PREPARING YOUR COMPUTER

Before coming to campus:

- Obtain the latest Windows or macOS updates. For instructions, visit its.temple.edu/systemupdates.
- Remove illegally downloaded copyrighted materials, such as music and video files, games and software. (Files downloaded from peer-to-peer file-sharing programs generally contain illegal copyrighted materials.)
- Leave any network equipment at home, such as wireless access points, routers and switches. They are not permitted in residence halls.
- Review Temple's Technology Usage Policy and other IT policies at its.temple.edu/policies.

ACTIVATING INTERNET SERVICE

For details about how to connect after moving in, visit its.temple.edu/connect. This site covers:

- setting up a Wi-Fi connection
- connecting a game console or media device

GETTING HELP

If you need assistance with connecting your laptop or other devices in your residence hall, please contact the Technology Support Center. For hours of operation, see <https://its.temple.edu/techhelp>



You can contact the Technology Support Center:

Online and Chat: tuhelp.temple.edu

In Person: Bell Building, Room 106,
Main Campus, 12th Street and
Montgomery Avenue

By Phone: 215-204-8000

Website: its.temple.edu/techsupport

INFORMATION TECHNOLOGY SERVICES

xfinity

Access to the Xfinity Stream app is already included with your campus housing. With the Xfinity Stream, you can watch top networks, live sports, and thousands of Xfinity On Demand movies and shows anytime, anywhere, on any device.

Visit <https://xfinityoncampus.com> to get started, and download the Stream app from the App Store, Google Play, Amazon and Roku.

LEARN MORE

For more information about Temple's technology resources, visit

its.temple.edu.

OWLTECH

Need to shop for tech gear? The OWLtech team is here to help with all your technology needs. Whether it's your first purchase, trade-in, device repair, or rental/loaner, OWLtech looks forward to helping you throughout your time at Temple and beyond. To learn more, visit shopowltech.com. Not sure what computer fits your needs? Visit its.temple.edu/shoppers-guide.

WI-FI CALLING

If you do not receive a strong cellular signal in your room, try using Wi-Fi Calling—a feature on many iPhones and Android phones that enables you to make and receive calls over a wireless network. Search for Wi-Fi Calling on your carrier's website to see if your device supports this feature and how you can enable it. Note: For international calls, the rates from your calling plan may apply for Wi-Fi Calling.

campus SAFETY & SECURITY



TU READY

Take charge of your well-being and be ready for whatever life throws at you! The TUready program includes everyday readiness, emergency procedures, and TUALert notifications.

Important steps you can take to be TUready:

1

BE INFORMED

TUalerts are used to communicate emergency directives when there is an immediate threat to the community and when a change in behavior is required (e.g. "avoid the area" or "lockdown"). TUalerts are sent by SMS text and email and are also posted on the university's TUALert twitter feed [@TempleAlert](#). Make sure your cell phone is registered to receive TUalerts.

Go to [TUportal](#) and update your contact information to include your personal contact information. If you do not live in a residence hall, update your local address.

Add TUalert as a contact in your cell phone. This allows you to immediately identify when you are receiving a TUalert. You cannot call this number directly.

CONTACT NAME: TU Alert

MOBILE NUMBER: 215-777-7777

TEXT ID: 24639

TUsiren: If you hear the outdoor warning siren, you should seek shelter indoors immediately. The TUsiren is used when there is a very serious incident occurring on campus and either a Shelter-in-Place or a Lockdown procedure is in effect. TUalerts will also provide more information.

2

KNOW WHAT TO DO

Go to www.temple.edu/tuready to ensure you know what to do during primary emergency procedures: Evacuation, Shelter-in-Place, and Lockdown.

3

BE TUREADY

Join us in being ready for anything!


A young man in a dark t-shirt and red shorts is ziplining over a brick building at dusk. He is holding onto the zipline handle and looking towards the camera. The background shows a brick building with windows and a street lamp. The sky is a mix of blue and orange from the setting sun. A red banner is overlaid on the image with the text 'WEEKS OF WELCOME' in white.

WEEKS OF WELCOME

Kickstart Your College Adventure with Weeks of Welcome!

Weeks of Welcome is your ultimate gateway to getting started and navigating campus life at Temple. Join us at events, workshops, and social gatherings designed to help you settle in, make friends, and discover all of the opportunities and resources waiting for you! We will dive into academic excellence, foster a culture of care, and celebrate diversity and inclusion, and more! Don't miss out on this unforgettable experience to kick off your Temple journey!

For more information about event details, please welcome.temple.edu



**1910 LIACOURAS WALK
SUITE 201-301
PHILADELPHIA, PA 19122-6027**

**PHONE: 215-204-7184, OPTION 2
FAX: 215-204-3261
housing.temple.edu**

 **Temple
University**
University Housing
and Residential Life