

UNIVERSITY HOUSING

at Temple



2026

MOVE-IN GUIDE

University Housing & Residential Life

temple.edu/housing

 **Temple
University**

University Housing
and Residential Life

TABLE OF CONTENTS



Each section in the table of contents is clickable for easy navigation!



WELCOME TO

TEMPLE UNIVERSITY

As a student at Temple, you are now a member of a dynamic community that has empowered generations of leaders, scientists, artists, and professionals to take charge and make change in the world. Students like you from across the U.S. and more than 100 other nations make Temple's on-campus housing a vibrant, diverse community.

More than just your home here at Temple, your residence hall is your power center, your place for rest and your base for exploring Philadelphia and beyond. As a result of the Temple experience, students will discover their potential to positively impact their communities.

Moving into a residence hall—whether you're new to college, new to Temple or new to the hall—can be unpredictable. To make the transition easier, the University Housing and Residential Life staff has developed this guide to help answer your questions even before you pack your bags. This Fall 2026 Move-in Guide details specific move-in days, parking services, directions and other important information.

REQUIRED IMMUNIZATIONS



Home



Appointments



Immunizations



Uploads



Forms

Pennsylvania Commonwealth Law requires all college students to receive information about meningitis/ mininococcal disease and the vaccine, and to either receive the vaccine or sign a waiver before coming to college. Temple University requires all students to receive the 4 immunizations listed below. Upload your records to Student Health Services to prevent delays at check in.

To access Student Health Services:

- Go to studenthealth.temple.edu
- At the top of the page or in the menu on a mobile device, click "Patient Health Portal Login"

MENINGOCOCCAL (MENINGITIS)

The required vaccine is MPSV4= The brand name is Menomune or MCV4= The brand names are Menactra, Menveo or MenHibrix.

TETANUS/DIPHTHERIA/PERTUSSIS (TDAP)

All newly enrolled or re-enrolled students should have received TDAP within 10 years or TDAP older than 10 years and Diphtheria Tetanus (DT) within 10 years.

MEASLES, MUMPS, RUBELLA (MMR)

All newly enrolled or re-enrolled students born after 1956 are required to show proof of two vaccinations for Measles, Mumps and Rubella. Positive Laboratory titer results are acceptable if proof of vaccination is not provided.

VARICELLA (CHICKEN POX)

All newly enrolled or re-enrolled students are required to receive two doses of chicken pox vaccine. Positive Laboratory titer results are acceptable if proof of vaccination is not provided.



GET VACCINATED OR SIGN WAIVER OF ACKNOWLEDGMENT. THIS MUST BE COMPLETE TO CHECK-IN TO YOUR RESIDENCE HALL!

YOUR DIGITAL OWLCARD



Setting Up Your Digital OWLcard Before Arriving To Campus

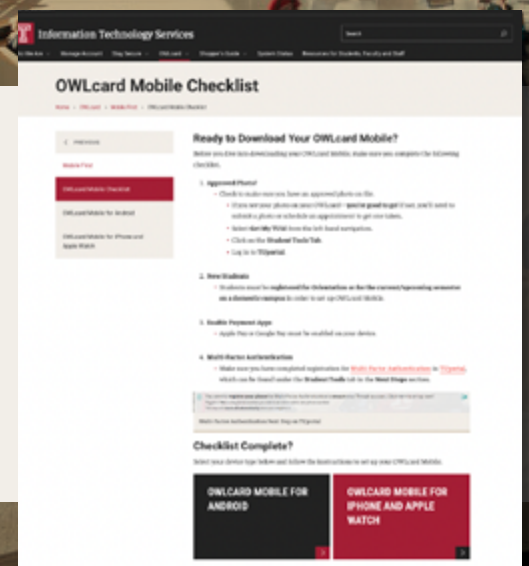
Temple University utilizes a mobile ID card for all of your activity on campus.

You can follow step by step instructions on phone settings to ensure your success.

You can then use your mobile device on Main, Ambler, Center City, or Health Science campuses for building access (including residence hall front doors), meal plans, campus recreation and printing.

Click [HERE](#) for the OWLcard Mobile Checklist

Visit the [OWLcard Mobile website](#) for instructions for loading your OWLcard onto your Apple iPhone or watch or your Android device.



before you **ARRIVE ON CAMPUS**

Meet Your Roommates Before Move-In Day

To find your roommate(s) information:

1. Log into MyHousing
2. Roommate information and email addresses are visible on the main page. On a mobile device, you may need to scroll down to see it.

Moving and Packing Tips

CHANGE OF ADDRESS

Is there anything you'll need sent to your residence hall instead of your home address? It's important to remember settings for Amazon Prime, food apps, etc. may require you to change your address.

PACK AHEAD OF TIME

Pack up things you know you won't need during the summer. Put those winter coats, extra towels and bed sheets, and school supplies in storage bins/moving boxes as soon as possible. It'll save you time and stress later.

"OPEN FIRST" BOX OR OVERNIGHT BAG

Have a box or bag ready with things you may need right away - linens for your bed, change of clothes, personal care items, phone charger, etc.

Order a Microfridge

You may rent a refrigerator and microwave combination (a MicroFridge) through Campus Specialties, Temple's preferred vendor. (Personal microwaves are not permitted.)

For more information, visit mymicrofridge.com. Campus Specialties will deliver your unit prior to Move-in.



YOUR MOVE-IN DATE AND TIME

YOUR MOVE-IN TIME

Your move-in date and time is determined by the location of your room assignment. To prevent long lines and congestion, each floor in each building has a pre-determined date for arrivals. Your move-in date and time will be shared via email and available in MyHousing in July.

Hello ASH .Hubler!
Welcome to MyHousing
Click [here](#) to sign in a guest.



Get the latest updates on our social media! Follow us at @Temple.UHRL

Temple University Housing and Residential Life

YOUR MOVE-IN DATE/TIME:
8/21/2026 12:00 PM



IMPORTANT DATES

NEW & TRANSFER STUDENTS

Tuesday, August 18, 2026	9am-5pm
Wednesday, August 19, 2026	9am-5pm
Thursday, August 20, 2026	9am-5pm

RETURNING STUDENTS

Friday, August 21, 2026	9am-5pm
Saturday, August 22, 2026	9am-12pm

A limited number of early arrival appointments are available for Monday, August 17. You can select an early arrival in MyHousing as availability allows. Early arrivals do come with a fee.

If you intend to arrive after Monday, August 24, you must notify University Housing and Residential Life and your department of study. Email your intended arrival date to housing@temple.edu before the semester begins. Failure to do so will place you in no-show status and jeopardize your room assignment.



MOVE-IN DAY

Because more than 5,000 residents will populate university housing over the course of a few days, each resident is assigned a specific day and time to move in.

When You Arrive:

1. When checking in to your residence hall, family & friends should unload your belongings directly onto the side walk area, while the student reports to the check in area for your residence hall assignment.
2. Parking in front of the residence hall is limited to 15 minutes while you check-in and obtain your parking pass. Parking passes are issued one pass per family and limited to two-hours. Passes should also be displayed in vehicles.
3. You will receive your room key and mailbox key or combination.
4. As you settle into your room, please note any issues or concerns to discuss with Residential Life staff at your first community meeting.



Move-In Help

Residential Life staff will provide directions and assistance, as well as distribute room keys, mailbox codes and keys, and important documents while you move into your hall. We recommend bringing family or friends to assist you.

Carts will be available to help you move your belongings. Using carts will require the borrower to complete a digital form, verifying their identity and confirming they understand that failure to return a cart will result in billing for its replacement.

Please note that carts are distributed on a first-come, first-served basis. Also, carts are limited by building so in some cases depending on the traffic at a given day, time, and location carts may not be immediately available. Only students may borrow and return carts.



MAIN MOVE-IN MAP



MOVE-IN PARKING INSTRUCTIONS

- 1300, Morgan Hall, and Temple Towers use Cecil B. Moore and Temple Towers parking lots.
- 1940, Johnson & Hardwick Hall and White Hall will use the Diamond Street and Norris Street lots.

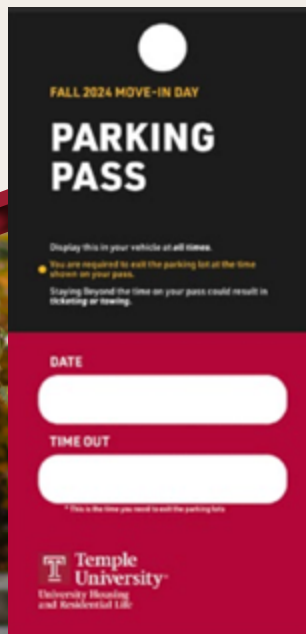
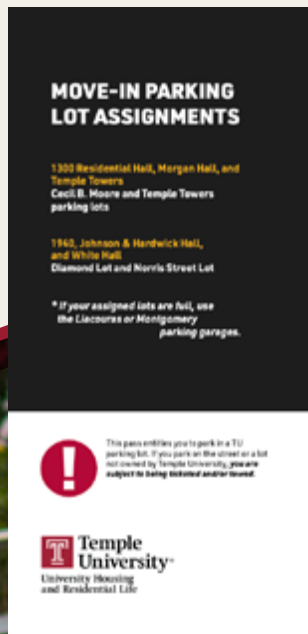


If your designated lots are full, use the Liacouras or Montgomery parking garages.

Campus Security and University Housing and Residential Life staff will direct you into available parking spaces during Move-in.

YOUR PARKING PASS FOR FALL MOVE-IN

1. At check-in, you will receive your Move-In Parking Pass which includes free parking for one car per family for up to two hours.
2. The two hours begins the moment you check in.
3. Display this in your vehicle at all times.
4. You are required to exit the parking lot at the time shown on your pass.
5. Staying beyond the time on your pass could result in ticketing or towing.



The Parking Pass entitles you to park in a TU parking lot. If you park on the street or a lot not owned by Temple University, you are subject to being ticketed and/or towed.



FLIGHT

Flight is Temple's nighttime fixed route shuttle loop service students, faculty & staff. Take Flight starting on Saturday, August 22, 2026.

FLIGHT will operate from 6 p.m. to 2 a.m. daily starting on Saturday, August 22, 2026. Flight is in operation during Fall Break, Winter Break, and Spring Break.

[More information can be found HERE.](#)



dining options ON CAMPUS

DINING OPTIONS DURING THE ACADEMIC YEAR

Temple University is pleased to offer you a multitude of dining options on our Main Campus that are flexible and adaptable to your schedule and eating habits. Meal plans for students with on-campus housing include a weekly meal swipe allowance of 12 meals per week or more along with 5 guest meals to use over the course of the semester. All dining operations will resume regular operating hours on Monday, August 24, 2026.

Meal Plan packages are flexible, allowing for dining in our Dining Centers and retail locations around campus such as Chick-fil-A[®], Freshens[®] Fresh Food Studio, Panera Bread[®], Wing Stop[®], and Halal Shack[®]. Cash and credit can also be used to purchase items from vending, coffee, and convenience locations in our residence halls and other eateries across Temple's campuses.

[For specific details about Meal Plan options and rates, please visit HERE.](#)





MOVE-IN DINING

During move-in, the Dining Centers will be open with a limited schedule and new first-year residents will enjoy Move-in “Welcome Week” Meal Plans effective from lunch on Tuesday, August 18 to lunch on Saturday, August 22. The official start date for Fall 2026 meal plans is dinner on Saturday, August 22.

We have three dining centers on Main Campus: the Louis J. Esposito Dining Center, located in Johnson and Hardwick Halls; the Valaida S. Walker Food Court, located in the Howard Gittis Student Center; and the Morgan Hall Food Court located in Mitchell and Hilarie Morgan Hall.

The Esposito Dining Center serves all-you-care-to-eat options. The Valaida S. Walker Food Court and the food court on the Street Level of Morgan Hall serve food à la carte from our national brand retail partners like Chick-fil-A[®], Saladworks[®], and BurgerFi[®] for purchase with a meal equivalency, cash, or credit. We also feature Panera Bread[®] in Pearson and McGonigle Halls which accepts meal equivalency, cash, or credit, as well as grab-and-go locations in many academic buildings across campus for extra convenience.

During move-in, new first-year residents will enjoy move-in Welcome Week meal plans redeemable in the Esposito Dining Center effective from breakfast on Tuesday August 18 through Saturday August 22 at lunch. One meal per meal period is provided for these Welcome Week meal plans.

For more information on locations and hours, visit <https://temple.mydininghub.com/en>.

MEALS FOR GUESTS

Guests are welcome at the Esposito Dining Center, or Chik-fil-A[®] located in the Valaida S. Walker Food Court in the Howard Gittis Student Center during move-in using cash or credit for their meals.





your

NEW HOME

ROOM FURNISHINGS

You will be provided with a bed frame and a mattress, a dresser, a desk, a chair and a closet or wardrobe. All windows have shades, curtains or blinds. Your room(s) are not carpeted, except for those in Temple Towers and in the lounge areas of Johnson and Hardwick. Traditional and suite-style residence hall units are not equipped with cooking facilities; they have common-area kitchenettes with sinks and microwaves or stoves.

FLOOR PLANS AND ROOM DIMENSIONS

Visit the “Campus Living” tab on temple.edu/housing and select “Residence Halls” to view floor plans and room dimensions.

Each building’s page contains its floor plans complete with room numbers and room types, as well as diagrams for the most common room types with estimated room dimensions.

BED DIMENSIONS

Temple has twin-size beds installed in its residence halls.

STANDARD TWIN: 75" X 39"

- 1300 Residence Hall (1st - 3rd Floor Suites)

EXTRA-LONG: 80" X 39"

- 1300 Residence Hall (4th and 5th Floor Apartments)
- 1940 Residence Hall
- Mitchell and Hilarie Morgan Hall
- Johnson and Hardwick Halls
- James S. White Hall
- Temple Towers Apartments

BEDSPACE

It is critical that you move into your assigned bed space, not only your room. Bed spaces are defined left to right both numerically and alphabetically, A-1, A-2, B-3, B-4, etc.

Please ask the Residential Life staff during move-in if you have questions about your specific assignment.

DECORATING YOUR ROOM

Coordinate with your roommate(s) to decorate your room in a way that reflects your energy and style. Many rooms have bulletin boards or tack strips; use mounting putty (instead of nails or tacks) to hang things on the walls.



THINGS YOU MAY WANT TO BRING

- laptop
- cable lock for a laptop
- cleaning supplies and laundry detergent
- headphones
- fan
- health insurance card
- personal appliances with automatic shutoff features, such as an iron or a coffeemaker
- personal toiletries
- pictures and posters
- poster putty to hang posters and other decorations
- power strip
- sheets, pillows, blankets
- small tool kit
- Smart TV that supports the Xfinity Stream app
- USB printer cable if you plan to bring a printer
- wastebasket



You may only bring refrigerators that are less than 3.6 cubic feet and are ENERGY STAR-rated. You can rent through our preferred vendor, Campus Specialties, by visiting mymicrofridge.com.

You may cover only 50% of your residence hall walls.

*If you have questions about a specific item and whether or not it is permitted in university housing, please refer to the updated Community Living Standards ([link here](#)) that has a comprehensive list of everything prohibited in the residence halls.



THINGS NOT PERMITTED IN THE RESIDENCE HALLS

- 3M strips, painters tape, wall-mounted lighting strips, or other items that use adhesive to attach to walls
- any materials or mechanisms for lofting or raising beds (blocks, lifts, or any devices that raise the bed platform and legs above the standard height)
- candles, incense, aromatherapy oil burners, or any devices that use halogen bulbs or have exposed heating elements, such as toasters, convection ovens, hot plates or tanning lamps
- furnishings that do not have label in tact noting compliance with fire safety standards
- water filled devices (water beds, fish tanks, inflatable pool/hot tubs, etc.)
- firearms or weapons, regardless of permits to carry (including toy guns or weapons)
- personal microwaves, unless acquired through our selected vendor, Campus Specialties
- pets (other than certified service animals)
- electrical appliances exceeding 50 watts, such as air conditioners, space heaters, heat lamps or music amplifiers
- network equipment—such as wireless access points, routers and switches
- alcohol, drugs, and drug paraphernalia
- smoking or tobacco products of any kind



MOVE-IN RESOURCES

UNIVERSITY HOUSING AND RESIDENTIAL LIFE WEBSITE

Fall and Spring Move-in Section

The University Housing and Residential Life website includes a section included on the main housing website dedicated to information and resources related to fall and spring move-in. We know that you have a lot of questions and we created this one-stop section to ensure that we had everything you need to know. We want to limit the stress and anxiety during this process and hope this resource helps you to navigate through the move-in process.

Visit the University Housing and Residential Life [MOVE-IN SECTION](#) of the website.



ANNUAL ROOM DECORATING CONTEST

DO YOU HAVE AN EYE FOR DESIGN?

Every year we have an annual Room Decorating Contest where students can win a Grand prize for being the "best decorated room on campus."

Students will be sent an e-mail during Move-in with a registration form to complete for those interested in participating in the Annual Room Decorating Contest.

Students will be required to be available to participate in an official University Photography Shoot. The purpose is to showcase the spirit and benefits of living on campus.

More details to follow and we look forward to having you participate. Be thinking about great design themes and discuss with your roommates ideas for decorating your room.

MOVE-IN WEBINAR

2026 MOVE-IN WEBINAR



UHRL staff will be available to answer questions and review what you should be prepared for on move in day.

MONDAY, JUNE 29 AT 12 P.M. EST

WEDNESDAY, JULY 15 AT 7 P.M. EST

ZOOM LINK WILL BE SHARED VIA EMAIL

INFORMATION TECHNOLOGY SERVICES

COMPUTERS & PRINTING

Most students bring a laptop for use in their room. Generally, we recommend a 16GB RAM system running either Windows 11 and macOS Sonoma or above. It's best, however, to consult the its.temple.edu/shoppersguide website, as some schools, colleges and individual departments may have very specific requirements. A computer from a major manufacturer is recommended, as technical assistance is not available for custom-built systems.

Students are entitled to free downloads of Microsoft 365 and Adobe Creative Cloud. To learn more, visit its.temple.edu/microsoft365 and its.temple.edu/adobe. Cloud file storage is also available with Microsoft OneDrive (its.temple.edu/onedrive).

The TECH Center is a state-of-the-art student facility with more than 500 Windows and Mac computers, 13 breakout rooms, three recording booths, and a media studio. Loaner laptops and charging stations are available, as well as standing desks, power outlets and displays for student-owned laptops. Printing and support are also available. For current hours and details, see its.temple.edu/techlabs.

Ready to print? Use Print on the Go wireless printing to make use of your free printing quota. Print on the Go printers are available on the first floor of each residence hall and in many other campus locations. Find out more at its.temple.edu/printgo.

INTERNET SERVICE

Wi-Fi access is available in all of Temple's residence hall rooms.

To learn about the full range of technology resources available for student use seven days a week, visit the Information Technology Services website at its.temple.edu.

PREPARING YOUR COMPUTER

Before coming to campus:

- Obtain the latest Windows or macOS updates. For instructions, visit its.temple.edu/sys-temupdates.
- Remove illegally downloaded copyrighted materials, such as music and video files, games and software. (Files downloaded from peer-to-peer file-sharing programs generally contain illegal copyrighted materials.)
- Leave any network equipment at home, such as wireless access points, routers and switches. They are not permitted in residence halls.
- Review Temple's Technology Usage Policy and other IT policies at its.temple.edu/policies.

CONNECTING TO THE INTERNET

For details about how to connect after moving in, visit its.temple.edu/connect. This site covers:

- Setting up a Wi-Fi connection
- Connecting a game console or media device



INFORMATION TECHNOLOGY SERVICES

XFINITY

Access to the Xfinity Stream app is already included with your campus housing. With the Xfinity Stream app, you can watch top networks, live sports, and thousands of Xfinity On Demand movies and shows anytime, anywhere, on any device.

Visit <https://xfinityoncampus.com> to get started, and download the Stream app from the App Store, Google Play, Amazon and Roku.

OWLTECH

OWLtech is Temple University's on-campus technology store. They offer solutions from brands such as Apple, Dell, Lenovo and more at education pricing. OWLtech also offers certified Apple and Lenovo repairs, laptop rentals & loaners, and device trade-ins.

To learn more, visit shopowltech.com. Not sure what computer fits your needs? Visit its.temple.edu/shoppersguide

The Xfinity logo is displayed in a large, red, lowercase font. The 'x' is stylized with a diagonal slash. A registered trademark symbol (®) is located at the end of the word.

GETTING HELP

If you need assistance with connecting your laptop or other devices in your residence hall, please contact the Technology Support Center. For hours of operation, see <https://its.temple.edu/techhelp>

You can contact the Technology Support Center:

Online and Chat: tuhelp.temple.edu

In Person: Bell Building, Room 106,
Main Campus, 12th Street and
Montgomery Avenue

By Phone: 215-204-8000

Website: its.temple.edu/techsupport

CAMPUS SAFETY AND SECURITY



TU READY

Take charge of your well-being and be ready for whatever life throws at you! The TUready program includes everyday readiness, emergency procedures, and TUALert notifications.

Go to www.temple.edu/tuready to ensure you know what to do during primary emergency procedures: Evacuation, Shelter-in-Place, and Lockdown.

Important steps you can take to be TUready:

1

BE INFORMED

TUalerts are used to communicate emergency directives when there is an immediate threat to the community and when a change in behavior is required (e.g. "avoid the area" or "lockdown"). TUalerts are sent by SMS text and email and are also posted on the university's TUALert twitter feed [@TempAlert](https://twitter.com/TempAlert). Make sure your cell phone is registered to receive TUalerts.

Go to **TUportal** and update your contact information to include your personal contact information. If you do not live in a residence hall, update your local address.

Add TUalert as a contact in your cell phone. This allows you to immediately identify when you are receiving a TUalert. You cannot call this number directly.

CONTACT NAME: TU Alert

MOBILE NUMBER: 215-777-7777

TEXT ID: 24639

TUsiren: If you hear the outdoor warning siren, you should seek shelter indoors immediately. The TUsiren is used when there is a very serious incident occurring on campus and either a Shelter-in-Place or a Lockdown procedure is in effect. TUalerts will also provide more information.

2

KNOW WHAT TO DO

Download the **TUSafe app**. TUSafe is Temple's personal safety app. Anyone in the Temple community can use this mobile tool to connect directly with Temple's Department of Public Safety by downloading the app to their mobile device.

WITH TUSAFE YOU CAN:

- Make an Emergency Call
- Use the Panic Button
- Initiate a Friend Walk or a Virtual Walk
- Report a Tip
- Send an "I'm OK!" Message

3

BE TUREADY

Join us in being ready for anything!



WEEKS OF WELCOME

Kickstart Your College Adventure with Weeks of Welcome!

Weeks of Welcome is your ultimate gateway to getting started and navigating campus life at Temple. Join us at events, workshops, and social gatherings designed to help you settle in, make friends, and discover all of the opportunities and resources waiting for you! We will dive into academic excellence, foster a culture of care, and celebrate diversity and inclusion, and more! Don't miss out on this unforgettable experience to kick off your Temple journey!

For more information about event details, please visit: welcome.temple.edu



WEEKS OF

Welcome



1910 LIACOURAS WALK
SUITE 201-301
PHILADELPHIA, PA 19122-6027

PHONE: 215-204-7184, OPTION 2
temple.edu/housing
SOCIALS: @temple.uhrl

 **Temple
University**
University Housing
and Residential Life